



# Sleepover Debates



Speaking Activity



# Sleepover Debates




Let's recreate the stupid debates you have with friends during sleepovers and other times!

We all know the debates we have with friends about those controversial foods.

- ❑ Mint chocolate ice cream; good or no?
- ❑ Pineapple on pizza; good or no?
- ❑ Pour milk before cereal vs cereal before milk?
- ❑ Is a hotdog a sandwich?
- ❑ Fries dipped in milkshakes; yes or no?
- ❑ Mustard on watermelons?

# Sleepover Debates



Each topic will have one affirmative speaker and one negative speaker!

- ❑ One constructive speech each
- ❑ Rebuttals after constructives
  - ❑ Affirmative, Negative, Affirmative, Negative

Topics are out of:

**Mint chocolate ice cream?**

**Pineapple on Pizza?**

**Milk before cereal?**


**Is a hotdog a sandwich?**

**Dip fries in milkshake?**

**Mustard & watermelons?**



# Debate Layout



01.

## Decide Side

Are you affirmative or negative? 1 minute

03.

## Debate!

Make your speech for 1 minute and switch!  
(if we have time do in front of class and vote)

02.

## Forming Ideas

1 minute to think of how you will make your speech!

04.

## Rebuttal

Make a rebuttal for 1 minute!

The slide features a light blue background with a white border. At the top corners, there are green leaves. At the bottom corners, there are pink flowers with yellow centers. A large white oval shape is centered on the slide, containing the word "THANKS" in green capital letters. Below the oval, the text "(ignore the next slide)" is written in white. The entire slide is framed by a white border with rounded corners.

# THANKS

(ignore the next slide)